

The City School

Unified End of Year Examinations 2017-18



SCHOOL
NAME

INDEX
NUMBER

| | | | | |
|--|--|--|--|--|
| | | | | |
|--|--|--|--|--|

GEOGRAPHY
CLASS 7

May 2018
1 hour 30 minutes

READ THESE INSTRUCTIONS FIRST

Write your School name and Index number in the spaces provided above.

Carefully read and follow the instructions given for each Question.

Answer **all** questions.

Write your answers in the provided spaces **only**. **DO NOT** write outside the provided space.

Select only one answer when made to choose, otherwise no mark will be given.

Check your answers before you return the Question Paper to the invigilator.

Marks for each section are shown below.

----- For Examiner's use only -----

| | Section A: Objective (25) | | | | | Section B: Subjective (25) | | | | | Total |
|----------------|---------------------------|----|----|----|----|----------------------------|----|----|----|----|-------|
| Questions | 1 | 2 | 3 | 4 | 5 | 6 | 7 | 8 | 9 | 10 | |
| Max. Marks | 05 | 05 | 05 | 05 | 05 | 05 | 05 | 05 | 05 | 05 | 50 |
| Marks Obtained | | | | | | | | | | | |

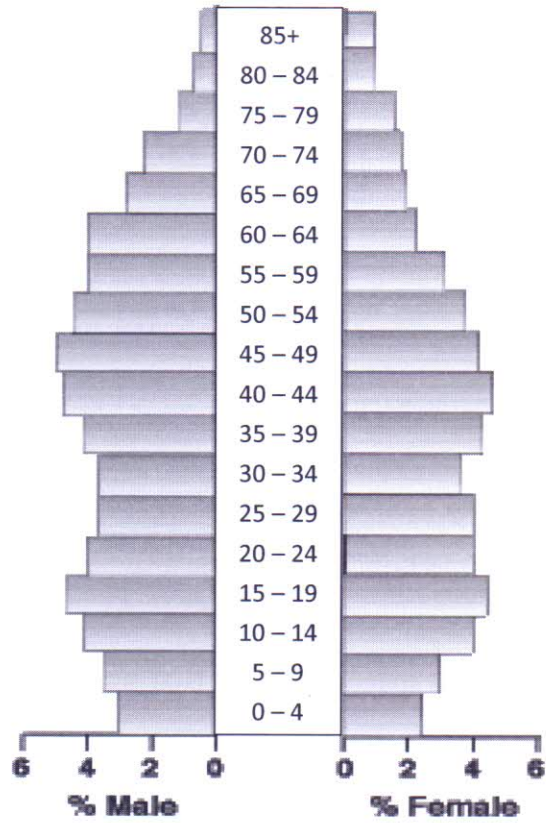
| | | | |
|------------|--|-------|--|
| Percentage | | Grade | |
|------------|--|-------|--|

INVIGILATED BY

MARKED BY

MARKS TALLIED BY

Q.1 Study the population graphs A and B and answer the questions which follow. [5]

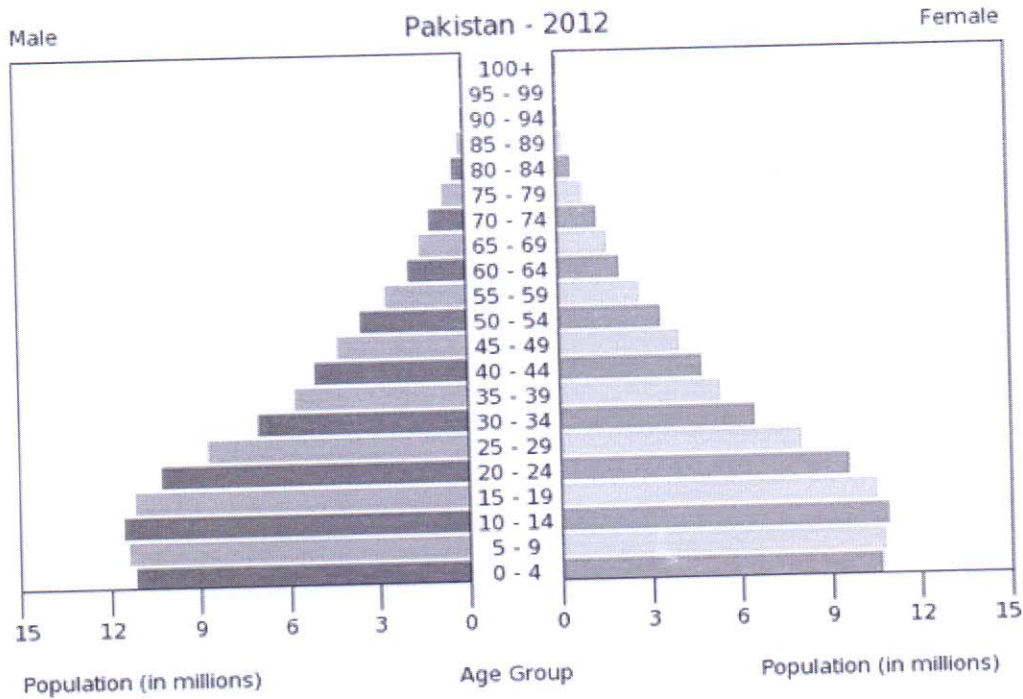


Population in Millions

Graph A

a. What are the three major features of this graph? [3]

b. Suggest two ways in which Graph A is different from Graph B? [/2]



Graph B

Q.2 Pakistan depends heavily on agriculture for its exports. [5]

a. List two trade partners of Pakistan. [/1]

b. Name two chief agricultural products of Pakistan. [/1]

c. Give one reason why MMF is mixed into cotton? [/1]

d. Give two reasons why the export of Pakistani rice is declining? [/2]

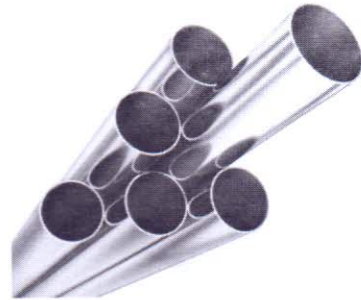
Q.3 Look at the pictures given below and answer the question related to them. [5]

a. Name the industrial activity and identify the category of industry associated with each.

[/4]



A _____



B _____

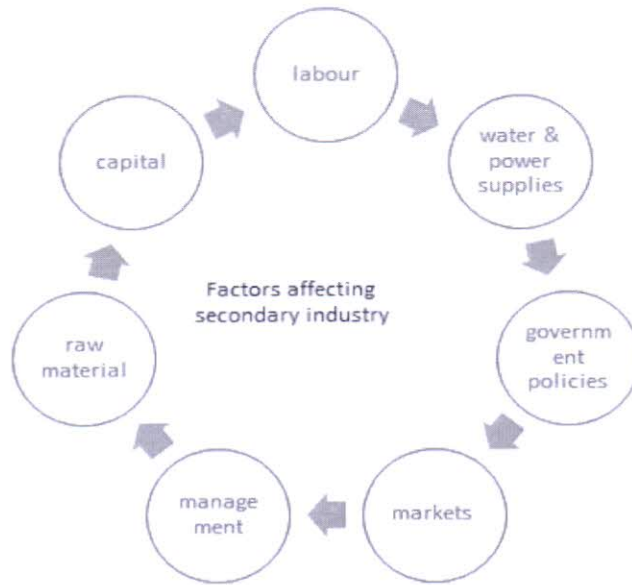


C _____



D _____

- b. If a manufacturing industry has a power breakdown which lasts for a few days, which of the factors are likely to be affected? Name any two. [/1]



Q.4 After setting up of Pakistan Environmental Protection Act, some of the industries were required to close down or move elsewhere because of polluting the environment. [5]

- a. What type of pollution is associated with the following industries? [/1]

| Industries | Type of Pollution |
|----------------------|-------------------|
| Shoe sole maker | |
| Stone crushing works | |

- b. List one natural factor which influences the development of the tourist industry in the Northern Mountains. [/0.5]

- c. Name one negative impact of the tourist industry on the environment. [/0.5]

- d. Why was a new runway built at Changi Airport, Singapore? [/1]

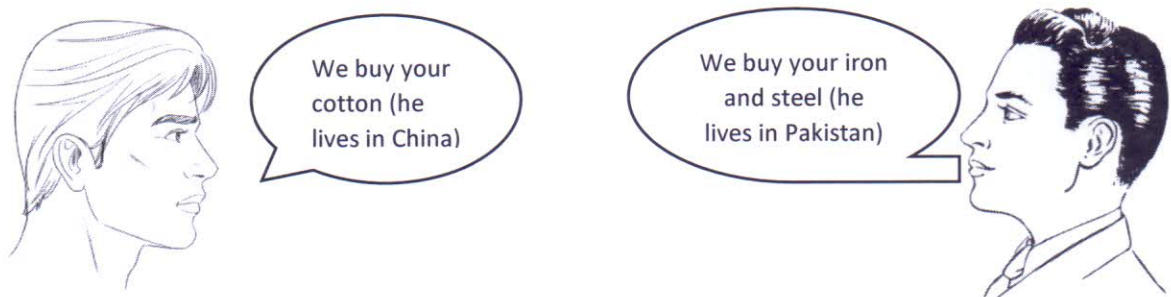
- e. This beach is closed to the tourists. What impact may it have on the environment if opened to tourists? []/1]



- f. Name any two health problems caused by pollution. []/1]

Q.5 Answer the following questions related to trade. [5]

- a. Study the given figure. Tell what kind of trade is this? []/1]



- i. What is China's import? []/1]

- ii. What is China's export? []/1]

- b. United Arab Emirates buys kinnow from Pakistan. Who is the producer and who are the consumers? []/2]

Producer: _____ **Consumers:** _____

Q.6 Pakistan's agricultural sector faces various problems. [5]

a. Write down **two** problems and their solutions. [4]

| Problem | Solution |
|---------|----------|
| | |
| | |

b. Name **one** country where Pakistan exports wheat every year even if it is not exported to other trade partners. [1]

Q.8 What steps have been taken by Pakistan to increase exports?

[/5]

Q.9 Industrial development leads to environmental pollution if not kept under check.
Describe the effects of primary industry on the environment.

[/5]

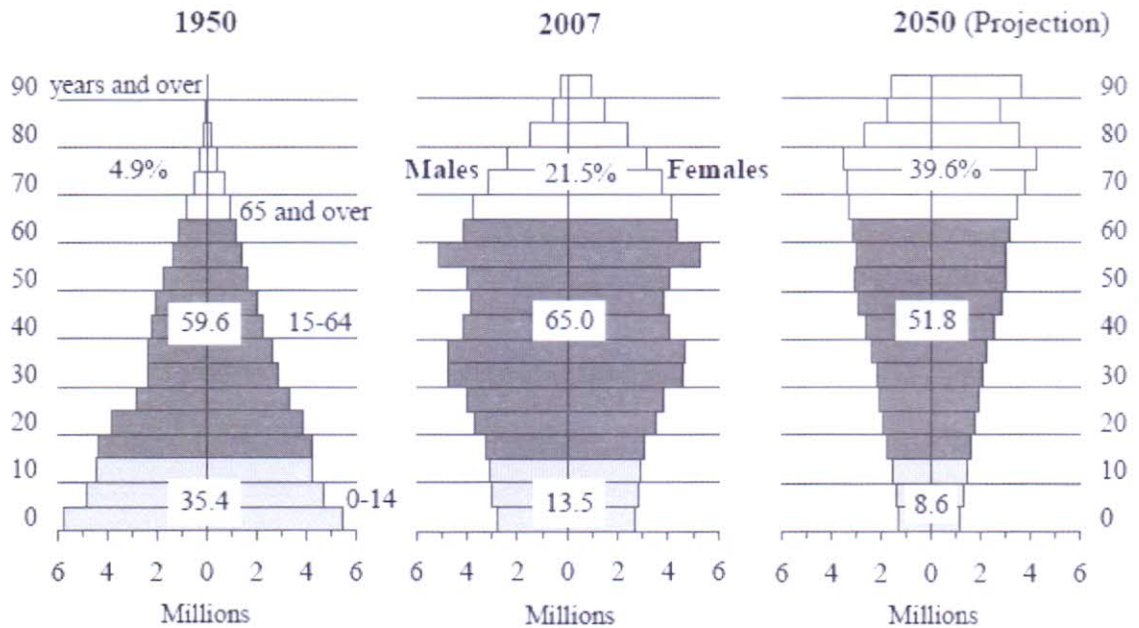
Q.10 Countries are classified into LEDCs and MEDCs based on certain indicators. [5]

a. List **two** indicators. [1]

b. Write down **one** problem each of LEDCs and MEDCs related to population. [2]

c. What does the graph indicate about the changes in Japan's elderly population (65 and above)? [2]

Changes in the Population Pyramid



Blank Page